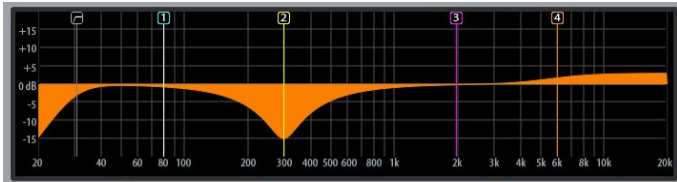


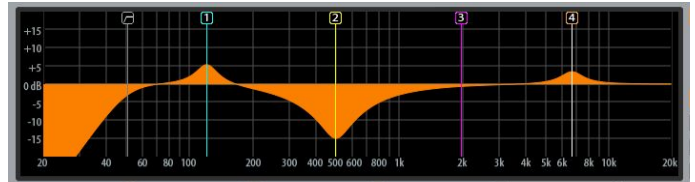
Drum EQ Cheat Sheet

Kick Drum



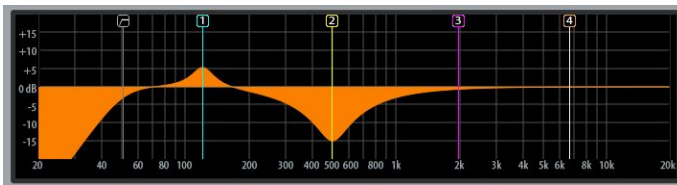
- Low Cut: 30Hz (only if subs prone to overloading)
- Peaking Filter: 200-400Hz / Q: 1.5 / -12dB
- High Shelf: 5-7kHz / +3dB

Snare Top



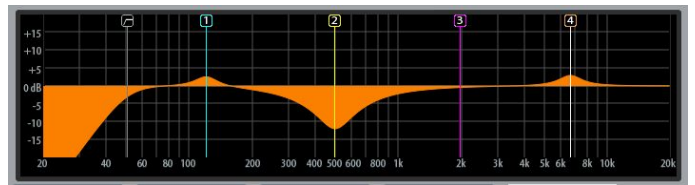
- Low Cut: 50Hz
- Peaking Filter: 100-150Hz / Q: 3 / +6dB
- Peaking Filter: 400-600Hz / Q: 1.5 / -9dB
- Peaking Filter: 5-8kHz / Q: 3 / +3dB

Snare Bottom



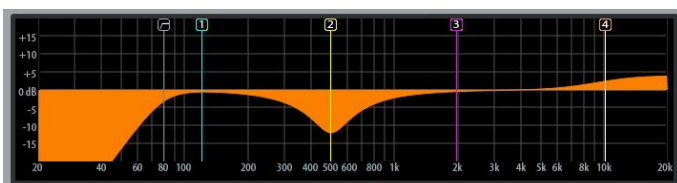
- Low Cut: 50Hz
- Peaking Filter: 100-150Hz / Q: 3 / +6dB
- Peaking Filter: 400-600Hz / Q 1.5 / -12dB

Toms



- Low Cut: 50Hz
- Peaking Filter: 80-150Hz / Q: 3 / +3dB
- Peaking Filter: 400-600Hz / Q 1.5 / -9dB
- Peaking Filter: 5-8kHz / Q: 3 / +3dB

Overheads



- Low Cut: 80Hz
- Peaking Filter: 400-600Hz / Q 1.5 / -9dB
- Peaking Filter: 4-6kHz / Q 1.5 / -9dB (optional: to remove harshness from cymbals)
- High Shelf: 8-12kHz / +3dB

Notes

For all filters that contain a range (i.e. 200-400Hz), use frequency sweeping to find the most appropriate frequency setting for your situation. Learn about frequency sweeping in this post:

collaborateworship.com/eq-church-sound/